




2023-2024



ELECTION REPORT

**Associated General Contractors of America
Political Action Committee**



INDEX

P. 03	A MESSAGE FROM THE AGC PAC CO-CHAIRS
P. 04	FUNDRAISING AND CONTRIBUTIONS OVERVIEW
P. 06	STATE-BY-STATE FUNDRAISING
P. 08	HOW AGC PAC DECIDES WHERE TO INVEST
P. 10	SPOTLIGHT ON SUPPORTED CANDIDATES
P. 12	KEY VOTES
P. 16	DISBURSEMENTS BY CANDIDATE
P. 28	DISBURSEMENTS TO PACS AND COMMITTEES

A MESSAGE FROM THE AGC PAC CO-CHAIRS

AGC PAC is your political action committee—built by AGC of America to give our industry a stronger voice where it matters most: in Washington, D.C.

It's bipartisan and registered with the U.S. Federal Election Commission, allowing eligible employees of AGC member companies to pool their personal, voluntary contributions. Together, we back candidates—no matter their party—who get construction and stand up for the issues that impact our businesses, jobs, and livelihoods.

During the 2023-2024 election cycle, AGC PAC reached a historic milestone, raising a record \$1.27 million. These funds helped back 230 pro-construction candidates, along with several leadership PACs and political committees. Due to retirements, resignations, and primary outcomes, 212 of these candidates ultimately appeared on the November ballot—and an impressive 92% won their races, securing seats in the 119th Congress!

AGC PAC's hard work and persistence have made it one of the most well-known and respected PACs on Capitol Hill. In fact, we're proud to say AGC PAC ranks among the top 100 trade association PACs in the nation—earning “Heavy Hitter” status from the Center for Responsive Politics.



Dan Fordice

Fordice Construction Co



Les Snyder

NDC Construction Company



Want to learn more or get involved?
Visit agc.org/PAC or scan the QR code.

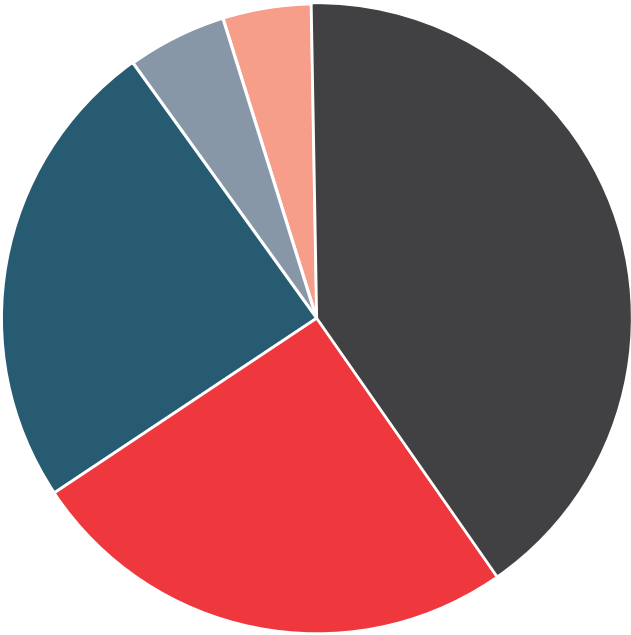


FUNDRAISING AND CONTRIBUTIONS OVERVIEW

2023-2024 Cycle Financial Summary

	2023	2024	TOTAL
Previous Cycle Balance	\$137,914	-	\$137,914
Receipts			
Individual Contributions	\$605,398	\$659,916	\$1,265,380
Interest Income	\$32	\$33	\$66
Total	\$605,431	\$659,949	\$1,265,380
Disbursements			
Candidates, Committees, & PACs	\$469,518	\$764,611	\$1,234,129
Independent Expenditure	\$ -	\$25,000	\$25,000
Prior Year Voided Checks	(\$6,000)	\$ -	(\$6,000)
Total	\$463,518	\$789,611	\$1,253,129
Balance in Account			\$150,165

Fundraising Overview



No. of Donors	Donor Level
349	Under \$500
218	Grassroots Member Min. \$500 Annually
210	Congressional Caucus Min. \$1,500 Annually
44	Senatorial Council Min. \$2,500 Annually
39	Presidential Trust \$5,000 Annually

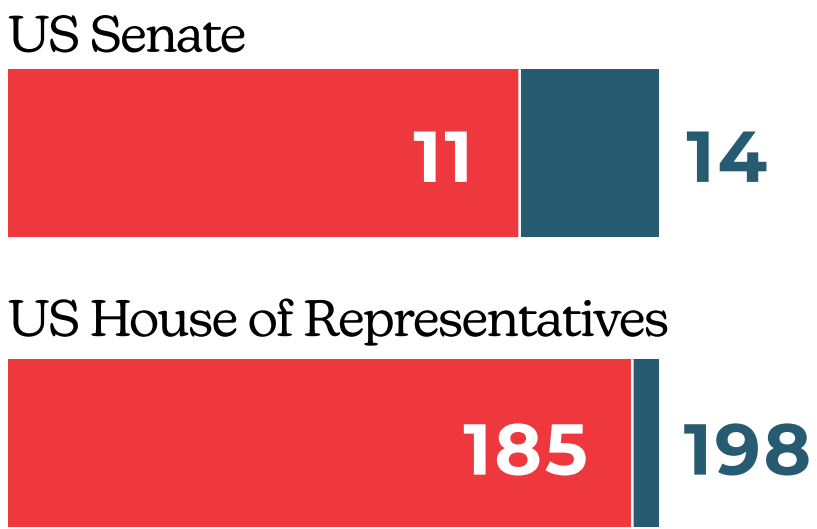
Contributions to Candidates

230
Candidates Supported During Election Cycle

212
Candidates Running on Election Cycle

92%
Percentage of Candidates Who Won on Election Day

■ Supported Candidates
■ Winning Candidates



STATE-BY-STATE FUNDRAISING



State	Donors	Receipts	Disbursements to Candidates	Receipts vs Disbursements
Alaska	9	\$13,850	\$5,000	\$8,850
Alabama	79	\$77,175	\$23,500	\$53,675
Arkansas	3	\$16,000	\$25,000	\$(9,000)
Arizona	28	\$41,115	\$37,000	\$4,115
California	53	\$80,491	\$80,000	\$491
Colorado	32	\$37,049	\$17,500	\$19,549
Connecticut	0	\$-	\$-	\$-
Delaware	0	\$-	\$3,500	\$(3,500)
Florida	13	\$7,650	\$61,000	\$(53,350)
Georgia	73	\$104,625	\$27,500	\$77,125
Hawaii	0	\$-	\$2,500	\$(2,500)
Iowa	2	\$2,000	\$23,500	\$(21,500)
Idaho	1	\$100	\$4,500	\$(4,400)
Illinois	12	\$27,550	\$11,000	\$16,550
Indiana	1	\$3,000	\$18,500	\$(15,500)
Kansas	4	\$13,250	\$8,000	\$5,250
Kentucky	32	\$17,216	\$30,500	\$(13,284)
Louisiana	13	\$19,050	\$33,500	\$(14,450)
Massachusetts	0	\$-	\$5,000	\$(5,000)
Maryland	0	\$-	\$20,500	\$(20,500)
Maine	0	\$-	\$15,000	\$(15,000)
Michigan	12	\$18,400	\$50,500	\$(32,100)
Minnesota	5	\$13,750	\$16,500	\$(2,750)
Missouri	24	\$32,944	\$31,000	\$1,944
Mississippi	2	\$1,895	\$17,500	\$(15,605)
Montana	12	\$9,300	\$20,000	\$(10,700)
North Carolina	13	\$27,400	\$32,000	\$(4,600)
North Dakota	9	\$26,139	\$21,500	\$4,639
Nebraska	14	\$9,800	\$37,500	\$(27,700)
New Hampshire	1	\$500	\$10,000	\$(9,500)
New Jersey	0	\$-	\$8,500	\$(8,500)
New Mexico	4	\$9,500	\$5,000	\$4,500
Nevada	34	\$70,750	\$15,000	\$55,750
New York	9	\$25,820	\$49,400	\$(23,580)
Ohio	8	\$32,000	\$23,000	\$9,000
Oklahoma	14	\$11,150	\$28,500	\$(17,350)
Oregon	15	\$28,807	\$19,000	\$9,807
Pennsylvania	7	\$20,400	\$32,000	\$(11,600)
Puerto Rico	7	\$15,500	\$-	\$15,500
Rhode Island	0	\$-	\$-	\$-
South Carolina	5	\$3,750	\$13,500	\$(9,750)
South Dakota	24	\$33,150	\$15,000	\$18,150
Tennessee	43	\$62,824	\$7,500	\$55,324
Texas	57	\$121,989	\$83,000	\$38,989
Utah	18	\$23,850	\$22,500	\$1,350
Virginia	20	\$47,873	\$13,000	\$34,873
Vermont	1	\$2,000	\$-	\$2,000
Washington	38	\$81,120	\$37,500	\$43,620
Wisconsin	9	\$13,125	\$8,000	\$5,125
West Virginia	0	\$-	\$30,000	\$(30,000)
Wyoming	5	\$3,510	\$6,500	\$(2,990)



SEE HOW YOUR CHAPTER PERFORMED IN 2023-2024

HOW AGC PAC DECIDES WHERE TO INVEST

Over a two-year election cycle, AGC PAC receives hundreds of funding requests from AGC chapters, donors, candidates, and campaigns. With limited resources, we prioritize supporting candidates who align with AGC's legislative priorities and advocate for the construction industry.

Our focus is on candidates running for the U.S. House of Representatives and Senate. We give preference to congressional leaders and members of key committees responsible for legislation that directly impacts our industry. Candidates with ties to construction or a demonstrated understanding of the field stand out. First-time candidates and challengers who support AGC's goals are considered over incumbents whose voting records don't reflect the best interests of AGC and its members.

Before any decision is made, AGC PAC takes the time to consult with local AGC chapters in the candidate's area. We value the insight and perspective of our members on the ground, ensuring our contributions reflect the best interests of the local construction community.

The AGC PAC Board of Trustees—comprised of 19 individuals from AGC member companies, a chapter executive representative, and the PAC Treasurer—carefully reviews each request and decides how contributions are allocated.

Key factors in the decision-making process include:

- > *Input from local chapters and members*
- > *A candidate's connection to or understanding of the construction industry*
- > *AGC's congressional voting record*
- > *Candidate interviews and questionnaires (for first-time candidates)*
- > *Overall legislative strategy*
- > *Election dynamics – district demographics, fundraising, polling, and past results*
- > *Support from AGC chapters and individual members*



This thorough process ensures AGC PAC's resources are strategically invested to help elect candidates to Congress who can champion policies that benefit the construction industry and AGC members.

SPOTLIGHT ON SUPPORTED CANDIDATES





Shelley Moore Capito (R)

U.S. Senator, West Virginia

Sen. Capito is an infrastructure champion who advocated for the Fiscal Responsibility Act, which included the most impactful federal environmental review and permitting reforms in over 40 years.



Don Davis (D)

U.S. Representative, NC-1


Rep. Davis was a strong supporter of the Essential Workers for Economic Advancement Act, which would create a new market-driven, temporary immigration visa program for less skilled, year-round, non-agriculture occupations.



Deb Fischer (R)

U.S. Senator, Nebraska

Sen. Fischer, strong champion of military construction and acquisition reform, helped enact the Small Business Payment for Performance Act, which requires federal agencies to publish their contract change orders policies on small federal construction contracts, and to report the length of time to process change orders.



Rick Larsen (D)

U.S. Representative, WA-2

Rep. Larsen is an advocate for infrastructure investment who has supported every highway reauthorization that has been signed into law and championed increased funding for airport runway and taxiway construction in the FAA Reauthorization.



Lloyd Smucker (R)

U.S. Representative, PA-11

Rep. Smucker is a former contractor who introduced the Main Street Tax Certainty Act, which would make the 20-percent Section 199A qualified small business income deduction permanent.



Hillary Scholten (D)

U.S. Representative, MI-3

Rep. Scholten voted to block the National Labor Relations Board from implementing its new joint employer rule, which, could disrupt established subcontracting and safety practices in the construction industry, potentially causing significant harm to industry operations.

KEY VOTES

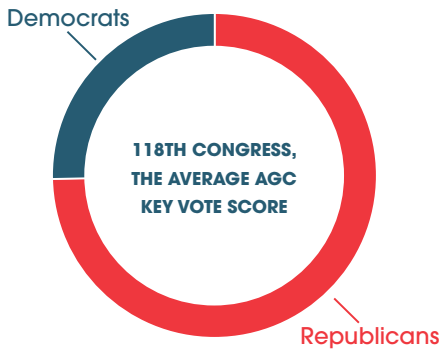


During the 118th Congress, AGC closely monitored key bills in the U.S. Senate and House of Representatives that significantly affect the construction industry.

To gauge lawmakers' alignment with AGC's priorities, their votes on these critical legislative measures are tracked and compiled into a "score." This score reflects the extent of their support for AGC's positions and the broader interests of the construction industry.

A perfect score of 100% signifies that a legislator consistently voted in favor of AGC's stance on every key vote. Below is a list of each key vote, accompanied by a brief description highlighting its importance and potential impact on the construction industry.

U.S. SENATE



In the 118th Congress, the average AGC key vote score was 83% for Republicans and 28% for Democrats.

H.J.RES.27 - Congressional Review Act - WOTUS Rulemaking (Supported)

- Repeals a new Waters of the United States (WOTUS) rule that would expand federal permitting jurisdiction over wetlands and more construction projects.

H.R.3746 - Fiscal Responsibility Act (Supported)

- Averts a national credit default and includes permitting reforms that will expedite federal review and permitting decisions.

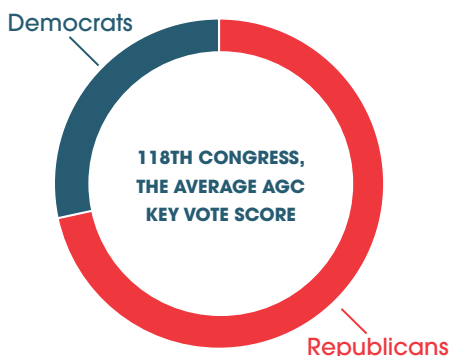
S.J.RES.24 - Congressional Disapproval for Long-Eared Bat Rule (Supported)

- Nullifies the rule uplisting the Northern Long-Eared Bat to endangered status, citing project delays, lack of effective disease mitigation, and no significant change since its 2015 threatened listing.

S.J.RES.61 - Joint Resolution Providing Congressional Disapproval on FHWA Greenhouse Gas Emissions Measure

- Forces states to spend their highway funds, meant for road and bridge construction, to pay for buses, Amtrak trains, and electric vehicle charging stations.

U.S. HOUSE OF REPRESENTATIVES



In the 118th Congress, the average AGC key vote score was 91% for Republicans and 36% for Democrats.

U.S. HOUSE OF REPRESENTATIVES (CONT.)

H.J.RES.27 - Congressional Review Act - WOTUS Rulemaking (Supported)

- Repeals a new Waters of the United States rule that would expand federal permitting jurisdiction over wetlands and more construction projects.

H.R. 1 - Lower Energy Costs Act (Supported)

- Expedites federal review and permitting decisions, deters unwarranted lawsuits, and ensures federal agencies are more transparent and accountable without harming the environment.

H.R.3746 - Fiscal Responsibility Act (Supported)

- Averts a national credit default and includes permitting reforms that will expedite federal review and permitting decisions.

H.R.23 - Family and Small Business Taxpayer Protection Act (Supported)

- Rescinds the unprecedented increase in the enforcement budget at the Internal Revenue Service included in the Inflation Reduction Act.

H.R.3935 - Securing Growth and Robust Leadership in American Aviation Act (Supported)

- Increases funding levels for the nation's runways which helps support high-paying construction careers while improving the traveling experience for millions of Americans; makes changes to allow for price adjustment clauses, which will minimize the cost effects of price uncertainty for materials.
-

H.R.3935, Amendment 74 - Securing Growth and Robust Leadership in American Aviation Act (Opposed)

- Cuts funding levels for the Airport Improvement Program, which funds airport runway and taxiway construction and rehabilitation, land acquisition, and airfield lighting and signage.

S.J. Res. 24 - Congressional Disapproval for Long-Eared Bat Rule (Supported)

- Nullifies the rule uplisting the Northern Long-Eared Bat to endangered status, citing project delays, lack of effective disease mitigation, and no significant change since its 2015 threatened listing.

H.J.RES.98 - Congressional Disapproval for NLRB Joint Employer Rule (Supported)

- Nullifies the NLRB's 2023 rule on joint employer status, which expands the criteria for determining joint employment and may increase company liability for legal compliance and collective bargaining obligations related to jointly employed workers.

H.R.7024 - Tax Relief for American Families and Workers Act (Supported)

- Rolls back a provision that forces construction firms to amortize their research and development expenses over five years, rather than writing them off in the year they are incurred and reinstates full expensing for new and used business equipment.

H.R.7023 - Creating Confidence in Clean Water Permitting Act (Supported)

- Provides greater certainty for construction companies engaged in water projects held up by the Clean Water Act permitting process; accelerates an all-too-slow review process and mitigate against frivolous lawsuits that often follow permitting decisions.

DISBURSEMENTS BY CANDIDATE



State	District	Candidate	Party	Incumbent	Key Vote Score	Primary Election	General Election	Result
AK	At-Large	Mary Peltola	D	Y	40%	\$-	\$-	Lost
AK	At-Large	Nick Begich	R	N	N/A	\$-	\$5,000	Won
AK	Senate	Lisa Murkowski	R	Y	100%	\$-	\$-	Not up for election
AK	Senate	Dan Sullivan	R	Y	75%	\$-	\$-	Not up for election
AL	01	Jerry Carl	R	Y	90%	\$5,000	\$-	Lost primary
AL	02	Barry Moore	R	Y	60%	\$-	\$-	Won election in AL-01
AL	03	Mike Rogers	R	Y	90%	\$5,000	\$2,500	Won
AL	04	Robert Aderholt	R	Y	90%	\$4,000	\$1,000	Won
AL	05	Dale Strong	R	Y	90%	\$1,000	\$2,500	Won
AL	06	Gary Palmer	R	Y	70%	\$-	\$-	Won
AL	07	Terri Sewell	D	Y	44%	\$1,000	\$1,500	Won
AL	Senate	Tommy Tuberville	R	Y	75%	\$-	\$-	Not up for election
AL	Senate	Katie Britt	R	Y	75%	\$-	\$-	Not up for election
AR	01	Rick Crawford	R	Y	100%	\$5,000	\$2,500	Won
AR	02	French Hill	R	Y	100%	\$2,500	\$2,500	Won
AR	03	Steve Womack	R	Y	100%	\$-	\$5,000	Won
AR	04	Bruce Westerman	R	Y	100%	\$5,000	\$2,500	Won
AR	Senate	John Boozman	R	Y	100%	\$-	\$-	Not up for election
AR	Senate	Tom Cotton	R	Y	75%	\$-	\$-	Not up for election
AZ	01	David Schweikert	R	Y	89%	\$2,500	\$5,000	Won
AZ	02	Eli Crane	R	Y	60%	\$-	\$-	Won
AZ	03	Ruben Gallego	D	Y	29%	\$-	\$-	Did not seek reelection
AZ	04	Greg Stanton	D	Y	40%	\$5,000	\$-	Won
AZ	05	Andy Biggs	R	Y	60%	\$-	\$-	Won
AZ	06	Juan Ciscomani	R	Y	100%	\$5,000	\$5,000	Won
AZ	07	Raúl Grijalva	D	Y	22%	\$-	\$-	Won
AZ	08	Debbie Lesko	R	Y	80%	\$-	\$-	Did not seek reelection
AZ	08	Ben Toma	R	N	N/A	\$2,500	\$-	Lost primary
AZ	09	Paul Gosar	R	Y	63%	\$-	\$-	Won
AZ	Senate	Mark Kelly	D	Y	25%	\$-	\$-	Not up for election
AZ	Senate	Kyrsten Sinema	I	Y	75%	\$5,000	\$-	Did not seek reelection
CA	01	Doug LaMalfa	R	Y	90%	\$-	\$-	Won
CA	02	Jared Huffman	D	Y	33%	\$-	\$-	Won
CA	03	Kevin Kiley	R	Y	100%	\$5,000	\$5,000	Won
CA	04	Mike Thompson	D	Y	40%	\$-	\$-	Won
CA	05	Tom McClintock	R	Y	90%	\$-	\$-	Won
CA	06	Ami Bera	D	Y	50%	\$-	\$1,000	Won
CA	07	Doris Matsui	D	Y	40%	\$-	\$-	Won
CA	08	John Garamendi	D	Y	40%	\$1,000	\$1,000	Won
CA	09	Josh Harder	D	Y	44%	\$-	\$-	Won
CA	10	Mark DeSaulnier	D	Y	30%	\$-	\$-	Won
CA	11	Nancy Pelosi	D	Y	40%	\$-	\$-	Won
CA	12	Barbara Lee	D	Y	33%	\$-	\$-	Did not seek reelection
CA	13	John Duarte	R	Y	100%	\$1,500	\$5,000	Lost
CA	14	Eric Swalwell	D	Y	44%	\$-	\$-	Won
CA	15	Kevin Mullin	D	Y	30%	\$-	\$-	Won
CA	16	Anna Eshoo	D	Y	30%	\$-	\$-	Did not seek reelection
CA	17	Ro Khanna	D	Y	30%	\$-	\$-	Won
CA	18	Zoe Lofgren	D	Y	40%	\$-	\$-	Won
CA	19	Jimmy Panetta	D	Y	40%	\$4,000	\$1,000	Won
CA	20	Kevin McCarthy	R	Y	57%	\$-	\$-	Resigned
CA	20	Vince Fong	R	Y	N/A	\$2,500	\$-	Won
CA	21	Jim Costa	D	Y	60%	\$-	\$-	Won

*Assumed office after winning a special election

CA	22	David Valadao	R	Y	100%	\$5,000	\$5,000	Won
CA	23	Jay Obernolte	R	Y	100%	\$-	\$2,000	Won
CA	24	Salud Carbajal	D	Y	40%	\$-	\$1,000	Won
CA	25	Raul Ruiz	D	Y	40%	\$-	\$-	Won
CA	26	Julia Brownley	D	Y	40%	\$-	\$-	Won
CA	27	Mike Garcia	R	Y	100%	\$5,000	\$5,000	Lost
CA	28	Judy Chu	D	Y	20%	\$-	\$-	Won
CA	29	Tony Cárdenas	D	Y	33%	\$-	\$-	Did not seek reelection
CA	30	Adam Schiff	D	Y	40%	\$-	\$-	Did not seek reelection
CA	31	Grace Napolitano	D	Y	30%	\$-	\$-	Did not seek reelection
CA	32	Brad Sherman	D	Y	40%	\$-	\$-	Won
CA	33	Pete Aguilar	D	Y	40%	\$-	\$-	Won
CA	34	Jimmy Gomez	D	Y	20%	\$-	\$-	Won
CA	35	Norma Torres	D	Y	30%	\$-	\$-	Won
CA	36	Ted Lieu	D	Y	33%	\$-	\$-	Won
CA	37	Sydney Kamlager-Dove	D	Y	10%	\$-	\$-	Won
CA	38	Linda Sánchez	D	Y	20%	\$-	\$-	Won
CA	39	Mark Takano	D	Y	30%	\$-	\$-	Won
CA	40	Young Kim	R	Y	100%	\$5,000	\$1,500	Won
CA	41	Ken Calvert	R	Y	100%	\$4,000	\$3,500	Won
CA	42	Robert Garcia	D	Y	40%	\$-	\$-	Won
CA	43	Maxine Waters	D	Y	20%	\$-	\$-	Won
CA	44	Nanette Barragán	D	Y	30%	\$-	\$-	Won
CA	45	Michelle Steel	R	Y	100%	\$5,000	\$5,000	Lost
CA	46	Lou Correa	D	Y	40%	\$-	\$-	Won
CA	47	Katie Porter	D	Y	20%	\$-	\$-	Did not seek reelection
CA	47	Scott Baugh	R	N	N/A	\$-	\$5,000	Lost
CA	48	Darrell Issa	R	Y	100%	\$-	\$1,000	Won
CA	49	Mike Levin	D	Y	30%	\$-	\$-	Won
CA	50	Scott Peters	D	Y	50%	\$-	\$-	Won
CA	51	Sara Jacobs	D	Y	40%	\$-	\$-	Won
CA	52	Juan Vargas	D	Y	30%	\$-	\$-	Won
CA	Senate	Dianne Feinstein	D	Y	50%	\$-	\$-	Died in office
CA	Senate	Laphonza Butler	D	Y	0%	\$-	\$-	Resigned
✱	CA	Senate	Adam Schiff	D	Y	N/A	\$-	Won
	CA	Senate	Alex Padilla	D	Y	25%	\$-	Not up for election
CO	01	Diana DeGette	D	Y	40%	\$-	\$-	Won
CO	02	Joe Neguse	D	Y	40%	\$-	\$-	Won
CO	03	Jeff Hurd	R	N	N/A	\$2,500	\$5,000	Won
CO	03	Lauren Boebert	R	Y	75%	\$-	\$-	Won reelection in CO-04
CO	04	Ken Buck	R	Y	56%	\$-	\$-	Resigned
✱	CO	04	Greg Lopez	R	Y	N/A	\$-	Did not seek reelection
CO	05	Doug Lamborn	R	Y	90%	\$-	\$-	Did not seek reelection
CO	05	Jeff Crank	R	N	N/A	\$-	\$5,000	Won
CO	06	Jason Crow	D	Y	40%	\$-	\$-	Won
CO	07	Brittany Pettersen	D	Y	40%	\$-	\$2,500	Won
CO	08	Yadira Caraveo	D	Y	40%	\$-	\$-	Lost
CO	08	Gabe Evans	R	N	N/A	\$-	\$5,000	Won
CO	Senate	Michael Bennet	D	Y	25%	\$-	\$-	Not up for election
CO	Senate	John Hickenlooper	D	Y	25%	\$-	\$-	Not up for election
CT	01	John Larson	D	Y	30%	\$-	\$-	Won
CT	02	Joe Courtney	D	Y	44%	\$-	\$-	Won
CT	03	Rosa DeLauro	D	Y	20%	\$-	\$-	Won
CT	04	Jim Himes	D	Y	40%	\$-	\$-	Won

*Assumed office after winning a special election

CT	05	Jahana Hayes	D	Y	30%	\$-	\$-	Won
CT	Senate	Richard Blumenthal	D	Y	25%	\$-	\$-	Not up for election
CT	Senate	Chris Murphy	D	Y	25%	\$-	\$-	Won
DE	DE-AL	Lisa Blunt Rochester	D	N	44%	\$-	\$2,500	Did not seek reelection
DE	Senate	Tom Carper	D	Y	25%	\$1,000	\$-	Did not seek reelection
DE	Senate	Christopher Coons	D	Y	33%	\$-	\$-	Not up for election
FL	01	Matt Gaetz	R	Y	60%	\$-	\$-	Won
FL	02	Neal Dunn	R	Y	100%	\$1,000	\$-	Won
FL	03	Kat Cammack	R	Y	80%	\$1,500	\$-	Won
FL	04	Aaron Bean	R	Y	100%	\$5,000	\$-	Won
FL	05	John Rutherford	R	Y	100%	\$-	\$1,000	Won
FL	06	Michael Waltz	R	Y	70%	\$5,000	\$2,500	Won
FL	07	Cory Mills	R	Y	80%	\$-	\$-	Won
FL	08	Bill Posey	R	Y	70%	\$-	\$-	Did not seek reelection
FL	08	Mike Haridopolos	R	N	N/A	\$-	\$2,500	Won
FL	09	Darren Soto	D	Y	40%	\$-	\$-	Won
FL	10	Maxwell Frost	D	Y	20%	\$-	\$-	Won
FL	11	Daniel Webster	R	Y	90%	\$2,000	\$1,000	Won
FL	12	Gus Bilirakis	R	Y	90%	\$-	\$1,000	Won
FL	13	Anna Paulina Luna	R	Y	60%	\$-	\$-	Won
FL	14	Kathy Castor	D	Y	44%	\$-	\$-	Won
FL	15	Laurel Lee	R	Y	100%	\$2,500	\$2,500	Won
FL	16	Vern Buchanan	R	Y	89%	\$2,500	\$2,500	Won
FL	17	Greg Steube	R	Y	67%	\$2,500	\$-	Won
FL	18	Scott Franklin	R	Y	100%	\$-	\$1,000	Won
FL	19	Byron Donalds	R	Y	70%	\$-	\$-	Won
FL	20	Sheila Cherfilus-McCormick	D	Y	44%	\$-	\$-	Won
FL	21	Brian Mast	R	Y	80%	\$2,500	\$-	Won
FL	22	Lois Frankel	D	Y	44%	\$-	\$-	Won
FL	23	Jared Moskowitz	D	Y	40%	\$-	\$-	Won
FL	24	Frederica Wilson	D	Y	38%	\$-	\$-	Won
FL	25	Debbie Wasserman Schultz	D	Y	40%	\$-	\$-	Won
FL	26	Mario Diaz-Balart	R	Y	100%	\$2,500	\$2,500	Won
FL	27	Maria Salazar	R	Y	100%	\$1,000	\$4,000	Won
FL	28	Carlos Giménez	R	Y	100%	\$-	\$5,000	Won
FL	Senate	Marco Rubio	R	Y	75%	\$-	\$-	Not up for election
FL	Senate	Rick Scott	R	Y	75%	\$-	\$-	Won
GA	01	Buddy Carter	R	Y	100%	\$1,000	\$1,500	Won
GA	02	Sanford Bishop	D	Y	50%	\$-	\$2,500	Won
GA	03	Drew Ferguson	R	Y	100%	\$-	\$-	Did not seek reelection
★ GA	03	Mike Dugan	R	N	N/A	\$7,500	\$-	Lost primary
GA	04	Hank Johnson	D	Y	20%	\$-	\$-	Won
GA	05	Nikema Williams	D	Y	30%	\$-	\$-	Won
GA	06	Lucy McBath	D	Y	40%	\$-	\$-	Won
GA	07	Rich McCormick	R	Y	80%	\$2,500	\$-	Won
GA	08	Austin Scott	R	Y	100%	\$2,500	\$-	Won
GA	09	Andrew Clyde	R	Y	60%	\$-	\$-	Won
GA	10	Mike Collins	R	Y	90%	\$-	\$-	Won
GA	11	Barry Loudermilk	R	Y	100%	\$-	\$2,500	Won
GA	12	Rick Allen	R	Y	100%	\$5,000	\$-	Won
GA	13	David Scott	D	Y	50%	\$-	\$2,500	Won
GA	14	Marjorie Taylor Greene	R	Y	90%	\$-	\$-	Won
GA	Senate	Jon Ossoff	D	Y	25%	\$-	\$-	Not up for election
GA	Senate	Raphael Warnock	D	Y	25%	\$-	\$-	Not up for election

*Includes \$5,000 for primary run-off election

✧

HI	01	Ed Case	D	Y	50%	\$1,500	\$1,000	Won
HI	02	Jill Tokuda	D	Y	40%	\$-	\$-	Won
HI	Senate	Brian Schatz	D	Y	25%	\$-	\$-	Not up for election
HI	Senate	Mazie Hirono	D	Y	25%	\$-	\$-	Won
IA	01	Mariannette Miller-Meeks	R	Y	100%	\$3,500	\$6,500	Won
IA	02	Ashley Hinson	R	Y	100%	\$2,500	\$-	Won
IA	03	Zach Nunn	R	Y	100%	\$2,500	\$2,000	Won
IA	04	Randy Feenstra	R	Y	100%	\$4,000	\$-	Won
IA	Senate	Charles Grassley	R	Y	100%	\$-	\$-	Not up for election
IA	Senate	Joni Ernst	R	Y	100%	\$-	\$-	Not up for election
ID	01	Russ Fulcher	R	Y	60%	\$-	\$-	Won
ID	02	Mike Simpson	R	Y	100%	\$3,500	\$-	Won
ID	Senate	Mike Crapo	R	Y	75%	\$-	\$-	Not up for election
ID	Senate	Jim Risch	R	Y	75%	\$-	\$-	Not up for election
IL	01	Jonathan Jackson	D	Y	30%	\$-	\$-	Won
IL	02	Robin Kelly	D	Y	50%	\$-	\$-	Won
IL	03	Delia Ramirez	D	Y	20%	\$-	\$-	Won
IL	04	Jesús García	D	Y	33%	\$-	\$-	Won
IL	05	Mike Quigley	D	Y	40%	\$-	\$-	Won
IL	06	Sean Casten	D	Y	40%	\$-	\$-	Won
IL	07	Danny Davis	D	Y	44%	\$-	\$-	Won
IL	08	Raja Krishnamoorthi	D	Y	40%	\$-	\$-	Won
IL	09	Jan Schakowsky	D	Y	20%	\$-	\$-	Won
IL	10	Brad Schneider	D	Y	44%	\$-	\$1,000	Won
IL	11	Bill Foster	D	Y	40%	\$-	\$-	Won
IL	12	Mike Bost	R	Y	90%	\$5,000	\$-	Won
IL	13	Nikki Budzinski	D	Y	40%	\$-	\$-	Won
IL	14	Lauren Underwood	D	Y	40%	\$-	\$-	Won
IL	15	Mary Miller	R	Y	80%	\$-	\$-	Won
IL	16	Darin LaHood	R	Y	90%	\$2,500	\$2,500	Won
IL	17	Eric Sorensen	D	Y	40%	\$-	\$-	Won
IL	Senate	Richard Durbin	D	Y	25%	\$-	\$-	Not up for election
IL	Senate	Tammy Duckworth	D	Y	25%	\$-	\$-	Not up for election
IN	01	Frank Mrvan	D	Y	40%	\$-	\$-	Won
IN	02	Rudy Yakym	R	Y	100%	\$2,500	\$5,000	Won
IN	03	Jim Banks	R	Y	89%	\$-	\$-	Did not seek reelection
IN	04	James Baird	R	Y	100%	\$-	\$-	Won
IN	05	Victoria Spartz	R	Y	60%	\$-	\$-	Won
IN	06	Greg Pence	R	Y	100%	\$-	\$-	Did not seek reelection
IN	07	André Carson	D	Y	40%	\$-	\$-	Won
IN	08	Larry Bucshon	R	Y	100%	\$-	\$-	Did not seek reelection
IN	08	Mark Messmer	R	N	N/A	\$-	\$2,500	Won
IN	09	Erin Houchin	R	Y	90%	\$2,500	\$1,000	Won
IN	Senate	Todd Young	R	Y	100%	\$-	\$-	Not up for election
IN	Senate	Mike Braun	R	Y	75%	\$-	\$-	Did not seek reelection
KS	01	Tracey Mann	R	Y	90%	\$2,500	\$-	Won
KS	02	Jake LaTurner	R	Y	100%	\$1,000	\$-	Did not seek reelection
KS	02	Derek Schmidt	R	N	N/A	\$2,500	\$-	Won
KS	03	Sharice Davids	D	Y	40%	\$-	\$-	Won
KS	04	Ron Estes	R	Y	100%	\$1,000	\$1,000	Won
KS	Senate	Jerry Moran	R	Y	100%	\$-	\$-	Not up for election
KS	Senate	Roger Marshall	R	Y	75%	\$-	\$-	Not up for election
KY	01	James Comer	R	Y	100%	\$4,000	\$3,500	Won
KY	02	Brett Guthrie	R	Y	100%	\$-	\$1,000	Won

* Includes \$5,000 for general election recount

KY	03	Morgan McGarvey	D	Y	40%	\$-	\$-	Won
KY	04	Thomas Massie	R	Y	70%	\$1,500	\$2,000	Won
KY	05	Harold Rogers	R	Y	100%	\$-	\$2,000	Won
KY	06	Andy Barr	R	Y	100%	\$4,000	\$-	Won
KY	Senate	Mitch McConnell	R	Y	100%	\$-	\$-	Not up for election
KY	Senate	Rand Paul	R	Y	75%	\$-	\$-	Not up for election
LA	01	Steve Scalise	R	Y	100%	\$2,500	\$5,000	Won
LA	02	Troy Carter	D	Y	44%	\$-	\$-	Won
LA	03	Clay Higgins	R	Y	70%	\$-	\$-	Won
LA	04	Mike Johnson	R	Y	100%	\$1,000	\$5,000	Won
LA	05	Julia Letlow	R	Y	100%	\$2,500	\$-	Won
LA	06	Garret Graves	R	Y	100%	\$5,000	\$-	Did not seek reelection
LA	Senate	Bill Cassidy	R	Y	75%	\$-	\$-	Not up for election
LA	Senate	John Kennedy	R	Y	75%	\$-	\$-	Not up for election
MA	01	Richard Neal	D	Y	40%	\$2,500	\$2,500	Won
MA	02	Jim McGovern	D	Y	20%	\$-	\$-	Won
MA	03	Lori Trahan	D	Y	40%	\$-	\$-	Won
MA	04	Jake Auchincloss	D	Y	40%	\$-	\$-	Won
MA	05	Katherine Clark	D	Y	40%	\$-	\$-	Won
MA	06	Seth Moulton	D	Y	40%	\$-	\$-	Won
MA	07	Ayanna Pressley	D	Y	22%	\$-	\$-	Won
MA	08	Stephen Lynch	D	Y	44%	\$-	\$-	Won
MA	09	Bill Keating	D	Y	40%	\$-	\$-	Won
MA	Senate	Elizabeth Warren	D	Y	0%	\$-	\$-	Won
MA	Senate	Edward Markey	D	Y	0%	\$-	\$-	Not up for election
MD	01	Andy Harris	R	Y	70%	\$1,500	\$1,500	Won
MD	02	Dutch Ruppersberger	D	Y	40%	\$-	\$-	Did not seek reelection
MD	03	John Sarbanes	D	Y	40%	\$-	\$-	Did not seek reelection
MD	04	Glenn Ivey	D	Y	40%	\$-	\$-	Won
MD	05	Steny Hoyer	D	Y	40%	\$-	\$-	Won
MD	06	David Trone	D	Y	44%	\$-	\$-	Did not seek reelection
MD	06	Neil Parrott	D	N	N/A	\$-	\$2,500	Lost
MD	07	Kweisi Mfume	D	Y	40%	\$-	\$-	Won
MD	08	Jamie Raskin	D	Y	40%	\$-	\$-	Won
MD	Senate	Ben Cardin	D	Y	25%	\$-	\$-	Did not seek reelection
MD	Senate	Larry Hogan	R	N	N/A	\$-	\$5,000	Lost
MD	Senate	Chris Van Hollen	D	Y	25%	\$-	\$-	Not up for election
ME	01	Chellie Pingree	D	Y	40%	\$-	\$-	Won
ME	02	Jared Golden	D	Y	56%	\$-	\$-	Won
ME	02	Austin Theriault	R	N	N/A	\$-	\$5,000	Lost
ME	Senate	Susan Collins	R	Y	100%	\$-	\$-	Not up for election
ME	Senate	Angus King	I	Y	25%	\$-	\$-	Won
MI	01	Jack Bergman	R	Y	90%	\$1,000	\$-	Won
MI	02	John Moolenaar	R	Y	100%	\$-	\$1,000	Won
MI	03	Hillary Scholten	D	Y	44%	\$-	\$2,500	Won
MI	04	Bill Huizenga	R	Y	100%	\$-	\$1,000	Won
MI	05	Tim Walberg	R	Y	100%	\$5,000	\$2,500	Won
MI	06	Debbie Dingell	D	Y	40%	\$-	\$-	Won
MI	07	Elissa Slotkin	D	Y	40%	\$-	\$-	Did not seek reelection
MI	07	Tom Barrett	R	N	N/A	\$2,500	\$5,000	Won
MI	08	Dan Kildee	D	Y	33%	\$-	\$-	Did not seek reelection
MI	08	Paul Junge	R	N	N/A	\$-	\$5,000	Lost
MI	09	Lisa McClain	R	Y	90%	\$2,000	\$3,000	Won
MI	10	John James	R	Y	100%	\$5,000	\$5,000	Won

MI	11	Haley Stevens	D	Y	40%	\$-	\$-	Won
MI	12	Rashida Tlaib	D	Y	10%	\$-	\$-	Won
MI	13	Shri Thanedar	D	Y	40%	\$-	\$-	Won
MI	Senate	Debbie Stabenow	D	Y	25%	\$-	\$-	Did not seek reelection
MI	Senate	Mike Rogers	R	N	N/A	\$5,000	\$5,000	Lost
MI	Senate	Gary Peters	D	Y	25%	\$-	\$-	Not up for election
MN	01	Brad Finstad	R	Y	90%	\$-	\$1,000	Won
MN	02	Angie Craig	D	Y	44%	\$-	\$-	Won
MN	03	Dean Phillips	D	Y	43%	\$-	\$-	Did not seek reelection
MN	04	Betty McCollum	D	Y	30%	\$-	\$-	Won
MN	05	Ilhan Omar	D	Y	30%	\$-	\$-	Won
MN	06	Tom Emmer	R	Y	100%	\$4,000	\$5,000	Won
MN	07	Michelle Fischbach	R	Y	90%	\$1,000	\$1,000	Won
MN	08	Pete Stauber	R	Y	100%	\$2,000	\$-	Won
MN	Senate	Amy Klobuchar	D	Y	50%	\$-	\$2,500	Won
MN	Senate	Tina Smith	D	Y	25%	\$-	\$-	Not up for election
MO	01	Cori Bush	D	Y	10%	\$-	\$-	Lost primary
MO	02	Ann Wagner	R	Y	89%	\$-	\$1,000	Won
MO	03	Blaine Luetkemeyer	R	Y	100%	\$2,500	\$-	Did not seek reelection
MO	03	Kurt Schaefer	R	N	N/A	\$2,500	\$-	Lost primary
MO	04	Mark Alford	R	Y	90%	\$2,000	\$-	Won
MO	05	Emanuel Cleaver	D	Y	50%	\$-	\$-	Won
MO	06	Sam Graves	R	Y	100%	\$5,000	\$5,000	Won
MO	07	Eric Burlison	R	Y	70%	\$3,000	\$-	Won
MO	08	Jason Smith	R	Y	100%	\$5,000	\$5,000	Won
MO	Senate	Josh Hawley	R	Y	75%	\$-	\$-	Won
MO	Senate	Eric Schmitt	R	Y	75%	\$-	\$-	Not up for election
MS	01	Trent Kelly	R	Y	100%	\$1,000	\$-	Won
MS	02	Bennie Thompson	D	Y	44%	\$-	\$-	Won
MS	03	Michael Guest	R	Y	90%	\$2,500	\$1,000	Won
MS	04	Mike Ezell	R	Y	100%	\$1,000	\$2,000	Won
MS	Senate	Roger Wicker	R	Y	75%	\$5,000	\$5,000	Won
MS	Senate	Cindy Hyde-Smith	R	Y	75%	\$-	\$-	Not up for election
MT	01	Ryan Zinke	R	Y	80%	\$2,500	\$-	Won
MT	02	Matt Rosendale	R	Y	60%	\$-	\$-	Did not seek reelection
MT	02	Troy Downing	R	N	N/A	\$2,500	\$-	Won
MT	Senate	Jon Tester	D	Y	75%	\$-	\$-	Lost
MT	Senate	Tim Sheehy	R	N	N/A	\$-	\$5,000	Won
MT	Senate	Steve Daines	R	Y	75%	\$-	\$-	Not up for election
NC	01	Don Davis	D	Y	67%	\$-	\$2,500	Won
NC	02	Deborah Ross	D	Y	33%	\$-	\$-	Won
NC	03	Greg Murphy	R	Y	100%	\$-	\$2,000	Won
NC	04	Valerie Foushee	D	Y	40%	\$-	\$-	Won
NC	05	Virginia Foxx	R	Y	100%	\$5,000	\$5,000	Won
NC	06	Kathy Manning	D	Y	40%	\$-	\$-	Did not seek reelection
NC	06	Addison McDowell	R	N	N/A	\$-	\$2,500	Won
NC	07	David Rouzer	R	Y	100%	\$3,000	\$4,500	Won
NC	08	Dan Bishop	R	Y	60%	\$-	\$-	Did not seek reelection
NC	08	John Bradford	R	N	N/A	\$2,500	\$-	Lost primary
NC	09	Richard Hudson	R	Y	100%	\$2,500	\$2,500	Won
NC	10	Patrick McHenry	R	Y	100%	\$-	\$-	Did not seek reelection
NC	10	Pat Harrigan	R	N	N/A	\$-	\$2,500	Won
NC	11	Chuck Edwards	R	Y	100%	\$1,000	\$2,500	Won
NC	12	Alma Adams	D	Y	40%	\$-	\$-	Won

NC	13	Wiley Nickel	D	Y	40%	\$-	\$-	Did not seek reelection
NC	13	Brad Knott	R	N	N/A	\$-	\$2,500	Won
NC	14	Jeffrey Jackson	D	Y	40%	\$-	\$-	Did not seek reelection
NC	14	Tim Moore	R	N	N/A	\$2,500	\$-	Won
NC	Senate	Thom Tillis	R	Y	100%	\$-	\$-	Not up for election
NC	Senate	Ted Budd	R	Y	75%	\$-	\$-	Not up for election
ND	At-Large	Kelly Armstrong	R	Y	100%	\$2,000	\$1,000	Did not seek reelection
ND	At-Large	Julie Fedorchak	R	N	N/A	\$-	\$3,500	Won
ND	Senate	John Hoeven	R	Y	100%	\$-	\$-	Not up for election
ND	Senate	Kevin Cramer	R	Y	100%	\$5,000	\$5,000	Won
NE	01	Mike Flood	R	Y	100%	\$1,500	\$1,000	Won
NE	02	Don Bacon	R	Y	100%	\$5,000	\$5,000	Won
NE	03	Adrian Smith	R	Y	100%	\$2,500	\$2,500	Won
NE	Senate	Deb Fischer	R	Y	75%	\$2,500	\$5,000	Won
NE	Senate	Ben Sasse	R	Y	N/A	\$-	\$-	Resigned
NE	Senate	Pete Ricketts	R	Y	75%	\$2,500	\$2,500	Won
NH	01	Chris Pappas	D	Y	44%	\$-	\$-	Won
NH	01	Hollie Noveletsky	R	N	N/A	\$5,000	\$-	Lost primary
NH	01	Russell Prescott	R	N	N/A	\$-	\$5,000	Lost general
NH	02	Ann Kuster	D	Y	44%	\$-	\$-	Did not seek reelection
NH	Senate	Jeanne Shaheen	D	Y	25%	\$-	\$-	Not up for election
NH	Senate	Margaret Hassan	D	Y	25%	\$-	\$-	Not up for election
NJ	01	Donald Norcross	D	Y	29%	\$-	\$-	Won
NJ	02	Jeff Van Drew	R	Y	90%	\$2,500	\$-	Won
NJ	03	Andy Kim	D	Y	33%	\$-	\$-	Did not seek reelection
NJ	04	Christopher Smith	R	Y	100%	\$-	\$1,000	Won
NJ	05	Josh Gottheimer	D	Y	40%	\$-	\$2,500	Won
NJ	06	Frank Pallone	D	Y	20%	\$-	\$-	Won
NJ	07	Thomas Kean Jr.	R	Y	90%	\$-	\$2,500	Won
NJ	08	Robert Menendez	D	Y	40%	\$-	\$-	Won
NJ	09	Bill Pascrell	D	Y	30%	\$-	\$-	Died in office
NJ	10	Donald Payne	D	Y	25%	\$-	\$-	Died in office
NJ	10	LaMonica McIver	D	Y	N/A	\$-	\$-	Won
NJ	11	Mikie Sherrill	D	Y	40%	\$-	\$-	Won
NJ	12	Bonnie Watson Coleman	D	Y	30%	\$-	\$-	Won
NJ	Senate	Bob Menendez	D	Y	25%	\$-	\$-	Resigned
NJ	Senate	George Helmy	D	Y	N/A	\$-	\$-	Resigned
NJ	Senate	Cory Booker	D	Y	25%	\$-	\$-	Not up for election
NM	01	Melanie Stansbury	D	Y	22%	\$-	\$-	Won
NM	02	Gabe Vasquez	D	Y	40%	\$-	\$-	Won
NM	02	Yvette Herrell	R	N	N/A	\$-	\$5,000	Lost
NM	03	Teresa Fernandez	D	Y	44%	\$-	\$-	Won
NM	Senate	Martin Heinrich	D	Y	25%	\$-	\$-	Won
NM	Senate	Ben Luján	D	Y	25%	\$-	\$-	Not up for election
NV	01	Dina Titus	D	Y	40%	\$-	\$-	Won
NV	02	Mark Amodei	R	Y	100%	\$5,000	\$-	Won
NV	03	Susie Lee	D	Y	44%	\$-	\$-	Won
NV	04	Steven Horsford	D	Y	44%	\$-	\$-	Won
NV	Senate	Catherine Cortez Masto	D	Y	50%	\$-	\$-	Not up for election
NV	Senate	Jacky Rosen	D	Y	50%	\$-	\$-	Won
NV	Senate	Sam Brown	R	N	N/A	\$5,000	\$5,000	Lost
NY	01	Nick LaLota	R	Y	90%	\$1,000	\$4,000	Won
NY	02	Andrew Garbarino	R	Y	100%	\$-	\$5,000	Won
NY	03	George Santos	R	Y	71%	\$-	\$-	Resigned

*Assumed office after winning a special election

✱

NY	03	Thomas Suozzi	D	Y	N/A	\$-	\$-	Won
NY	04	Anthony D'Esposito	R	Y	89%	\$5,000	\$-	Lost
NY	05	Gregory Meeks	D	Y	44%	\$-	\$-	Won
NY	06	Grace Meng	D	Y	20%	\$-	\$-	Won
NY	07	Nydia Velázquez	D	Y	20%	\$-	\$-	Won
NY	08	Hakeem Jeffries	D	Y	44%	\$3,500	\$-	Won
NY	09	Yvette Clarke	D	Y	20%	\$-	\$-	Won
NY	10	Dan Goldman	D	Y	30%	\$-	\$-	Won
NY	11	Nicole Malliotakis	R	Y	100%	\$2,500	\$2,500	Won
NY	12	Jerrold Nadler	D	Y	20%	\$-	\$-	Won
NY	13	Adriano Espaillat	D	Y	30%	\$-	\$-	Won
NY	14	Alexandria Ocasio-Cortez	D	Y	10%	\$-	\$-	Won
NY	15	Ritchie Torres	D	Y	30%	\$-	\$-	Won
NY	16	Jamaal Bowman	D	Y	10%	\$-	\$-	Lost primary
NY	17	Mike Lawler	R	Y	100%	\$5,000	\$4,500	Won
NY	18	Patrick Ryan	D	Y	40%	\$-	\$-	Won
NY	19	Marc Molinaro	R	Y	100%	\$5,000	\$4,400	Lost
NY	20	Paul Tonko	D	Y	40%	\$-	\$-	Won
NY	21	Elise Stefanik	R	Y	100%	\$3,500	\$-	Won
NY	22	Brandon Williams	R	Y	100%	\$-	\$-	Lost
NY	23	Nick Langworthy	R	Y	100%	\$1,000	\$-	Won
NY	24	Claudia Tenney	R	Y	100%	\$-	\$1,000	Won
NY	25	Joe Morelle	D	Y	40%	\$-	\$-	Won
NY	26	Brian Higgins	D	Y	44%	\$-	\$-	Resigned
✱ NY	26	Tim Kennedy	D	Y	N/A	\$-	\$2,500	Won
NY	Senate	Charles Schumer	D	Y	25%	\$-	\$-	Not up for election
NY	Senate	Kirsten Gillibrand	D	Y	25%	\$-	\$-	Won
OH	01	Greg Landsman	D	Y	40%	\$-	\$-	Won
OH	02	Brad Wenstrup	R	Y	100%	\$-	\$-	Did not seek reelection
OH	03	Joyce Beatty	D	Y	44%	\$-	\$-	Won
OH	04	Jim Jordan	R	Y	90%	\$-	\$-	Won
OH	05	Bob Latta	R	Y	100%	\$-	\$2,500	Won
OH	06	Bill Johnson	R	Y	100%	\$2,000	\$-	Resigned
✱ OH	06	Michael Rulli	R	Y	N/A	\$-	\$-	Won
OH	07	Max Miller	R	Y	100%	\$-	\$2,500	Won
OH	08	Warren Davidson	R	Y	80%	\$-	\$-	Won
OH	09	Marcy Kaptur	D	Y	40%	\$-	\$-	Won
OH	10	Michael Turner	R	Y	100%	\$-	\$1,000	Won
OH	11	Shontel Brown	D	Y	40%	\$-	\$-	Won
OH	12	Troy Balderson	R	Y	100%	\$1,500	\$1,000	Won
OH	13	Emilia Sykes	D	Y	40%	\$-	\$-	Won
OH	14	Dave Joyce	R	Y	100%	\$2,500	\$2,500	Won
OH	15	Mike Carey	R	Y	100%	\$1,500	\$1,000	Won
OH	Senate	Sherrod Brown	D	Y	50%	\$-	\$-	Lost
OH	Senate	J.D. Vance	R	Y	75%	\$-	\$-	Did not seek reelection
OK	01	Kevin Hern	R	Y	90%	\$1,000	\$4,000	Won
OK	02	Josh Brecheen	R	Y	60%	\$-	\$-	Won
OK	03	Frank Lucas	R	Y	100%	\$-	\$1,000	Won
OK	04	Tom Cole	R	Y	100%	\$5,000	\$5,000	Won
OK	05	Stephanie Bice	R	Y	100%	\$4,000	\$1,000	Won
OK	Senate	James Lankford	R	Y	75%	\$-	\$-	Not up for election
OK	Senate	Markwayne Mullin	R	Y	100%	\$-	\$-	Not up for election
OR	01	Suzanne Bonamici	D	Y	30%	\$-	\$-	Won
OR	02	Cliff Bentz	R	Y	100%	\$1,500	\$-	Won

✱Assumed office after winning a special election

OR	03	Earl Blumenauer	D	Y	44%	\$2,500	\$-	Did not seek reelection
OR	04	Valerie Hoyle	D	Y	33%	\$2,500	\$2,500	Won
OR	05	Lori Chavez-DeRemer	R	Y	100%	\$5,000	\$5,000	Lost
OR	06	Andrea Salinas	D	Y	40%	\$-	\$-	Won
OR	Senate	Ron Wyden	D	Y	25%	\$-	\$-	Not up for election
OR	Senate	Jeff Merkley	D	Y	0%	\$-	\$-	Not up for election
PA	01	Brian Fitzpatrick	R	Y	70%	\$-	\$1,000	Won
PA	02	Brendan Boyle	D	Y	38%	\$-	\$-	Won
PA	03	Dwight Evans	D	Y	40%	\$-	\$-	Won
PA	04	Madeleine Dean	D	Y	33%	\$-	\$-	Won
PA	05	Mary Scanlon	D	Y	38%	\$-	\$-	Won
PA	06	Chrissy Houlahan	D	Y	33%	\$-	\$-	Won
PA	07	Susan Wild	D	Y	40%	\$-	\$-	Lost
PA	08	Matt Cartwright	D	Y	30%	\$-	\$-	Lost
PA	08	Rob Bresnahan	R	N	N/A	\$5,000	\$5,000	Won
PA	09	Daniel Meuser	R	Y	100%	\$-	\$1,000	Won
PA	10	Scott Perry	R	Y	60%	\$-	\$-	Won
PA	11	Lloyd Smucker	R	Y	100%	\$5,000	\$5,000	Won
PA	12	Summer Lee	D	Y	20%	\$-	\$-	Won
PA	13	John Joyce	R	Y	90%	\$-	\$-	Won
PA	14	Guy Reschenthaler	R	Y	100%	\$4,000	\$1,000	Won
PA	15	Glenn Thompson	R	Y	100%	\$2,000	\$3,000	Won
PA	16	Mike Kelly	R	Y	100%	\$-	\$-	Won
PA	17	Chris Deluzio	D	Y	40%	\$-	\$-	Won
PA	Senate	Bob Casey	D	Y	25%	\$-	\$-	Lost
PA	Senate	John Fetterman	D	Y	0%	\$-	\$-	Not up for election
RI	01	David Cicilline	D	Y	25%	\$-	\$-	Resigned
RI	01	Gabe Amo	D	Y	0%	\$-	\$-	Won
RI	02	Seth Magaziner	D	Y	40%	\$-	\$-	Won
RI	Senate	Jack Reed	D	Y	25%	\$-	\$-	Not up for election
RI	Senate	Sheldon Whitehouse	D	Y	25%	\$-	\$-	Won
SC	01	Nancy Mace	R	Y	88%	\$1,000	\$-	Won
SC	02	Joe Wilson	R	Y	100%	\$-	\$2,500	Won
SC	03	Jeffrey Duncan	R	Y	80%	\$-	\$-	Did not seek reelection
SC	03	Sheri Biggs	R	N	N/A	\$-	\$2,500	Won
SC	04	William Timmons	R	Y	90%	\$-	\$-	Won
SC	05	Ralph Norman	R	Y	60%	\$-	\$-	Won
SC	06	James Clyburn	D	Y	40%	\$-	\$-	Won
SC	07	Russell Fry	R	Y	90%	\$1,500	\$1,000	Won
SC	Senate	Lindsey Graham	R	Y	75%	\$-	\$-	Not up for election
SC	Senate	Tim Scott	R	Y	75%	\$-	\$-	Not up for election
SD	At-Large	Dusty Johnson	R	Y	100%	\$3,500	\$1,500	Won
SD	Senate	John Thune	R	Y	100%	\$-	\$-	Not up for election
SD	Senate	Mike Rounds	R	Y	100%	\$-	\$-	Not up for election
TN	01	Diana Harshbarger	R	Y	90%	\$-	\$-	Won
TN	02	Tim Burchett	R	Y	70%	\$-	\$-	Won
TN	03	Chuck Fleischmann	R	Y	100%	\$4,000	\$1,000	Won
TN	04	Scott DesJarlais	R	Y	70%	\$-	\$-	Won
TN	05	Andy Ogles	R	Y	60%	\$-	\$-	Won
TN	06	John Rose	R	Y	89%	\$-	\$-	Won
TN	07	Mark Green	R	Y	90%	\$-	\$-	Won
TN	08	David Kustoff	R	Y	100%	\$-	\$2,500	Won
TN	09	Steve Cohen	D	Y	40%	\$-	\$-	Won
TN	Senate	Marsha Blackburn	R	Y	75%	\$-	\$-	Won

*Assumed office after winning a special election

	TN	Senate	Bill Hagerly	R	Y	100%	\$-	\$-	Not up for election
	TX	01	Nathaniel Moran	R	Y	90%	\$1,000	\$2,000	Won
	TX	02	Dan Crenshaw	R	Y	100%	\$1,000	\$1,500	Won
	TX	03	Keith Self	R	Y	80%	\$-	\$-	Won
	TX	04	Pat Fallon	R	Y	90%	\$-	\$-	Won
	TX	05	Lance Gooden	R	Y	80%	\$1,000	\$-	Won
	TX	06	Jake Elzey	R	Y	100%	\$2,500	\$-	Won
	TX	07	Lizzie Fletcher	D	Y	40%	\$-	\$1,000	Won
	TX	08	Morgan Luttrell	R	Y	80%	\$-	\$1,000	Won
	TX	09	Al Green	D	Y	40%	\$-	\$-	Won
	TX	10	Michael McCaul	R	Y	100%	\$-	\$1,000	Won
	TX	11	August Pfluger	R	Y	100%	\$-	\$2,500	Won
	TX	12	Kay Granger	R	Y	100%	\$2,500	\$-	Did not seek reelection
	TX	12	Craig Goldman	R	N	N/A	\$-	\$2,500	Won
	TX	13	Ronny Jackson	R	Y	70%	\$-	\$-	Won
	TX	14	Randy Weber	R	Y	90%	\$-	\$1,000	Won
	TX	15	Mónica De La Cruz	R	Y	100%	\$-	\$2,500	Won
	TX	16	Veronica Escobar	D	Y	40%	\$-	\$-	Won
	TX	17	Pete Sessions	R	Y	89%	\$-	\$-	Won
	TX	18	Sheila Jackson Lee	D	Y	40%	\$-	\$-	Resigned
✖	TX	18	Erica Lee Carter	D	Y	N/A	\$-	\$-	Did not seek reelection
	TX	19	Jodey Arrington	R	Y	100%	\$1,000	\$4,000	Won
	TX	20	Joaquín Castro	D	Y	38%	\$-	\$-	Won
	TX	21	Chip Roy	R	Y	56%	\$-	\$-	Won
	TX	22	Troy Nehls	R	Y	100%	\$1,000	\$2,500	Won
✖	TX	23	Tony Gonzales	R	Y	90%	\$10,000	\$-	Won
	TX	24	Beth Van Duyne	R	Y	90%	\$3,500	\$2,500	Won
	TX	25	Roger Williams	R	Y	100%	\$-	\$1,000	Won
	TX	26	Michael Burgess	R	Y	80%	\$-	\$-	Did not seek reelection
	TX	27	Michael Cloud	R	Y	60%	\$-	\$-	Won
	TX	28	Henry Cuellar	D	Y	89%	\$5,000	\$5,000	Won
	TX	29	Sylvia Garcia	D	Y	10%	\$-	\$-	Won
	TX	30	Jasmine Crockett	D	Y	30%	\$-	\$-	Won
	TX	31	John Carter	R	Y	90%	\$-	\$-	Won
	TX	32	Colin Allred	D	Y	40%	\$-	\$-	Did not seek reelection
	TX	32	Julie Johnson	D	N	N/A	\$-	\$2,500	Won
	TX	33	Marc Veasey	D	Y	40%	\$-	\$-	Won
	TX	34	Vicente Gonzalez	D	Y	60%	\$-	\$-	Won
	TX	35	Greg Casar	D	Y	20%	\$-	\$-	Won
	TX	36	Brian Babin	R	Y	100%	\$-	\$1,000	Won
	TX	37	Lloyd Doggett	D	Y	33%	\$-	\$-	Won
	TX	38	Wesley Hunt	R	Y	80%	\$-	\$-	Won
	TX	Senate	John Cornyn	R	Y	100%	\$-	\$-	Not up for election
	TX	Senate	Ted Cruz	R	Y	75%	\$-	\$2,500	Won
	UT	01	Blake Moore	R	Y	100%	\$3,000	\$2,000	Won
	UT	02	Chris Stewart	R	Y	100%	\$-	\$-	Resigned
✖	UT	02	Celeste Maloy	R	Y	100%	\$2,500	\$2,500	Won
	UT	03	John Curtis	R	Y	100%	\$-	\$-	Did not seek reelection
✖	UT	04	Burgess Owens	R	Y	100%	\$1,000	\$4,000	Won
	UT	Senate	Mike Lee	R	Y	75%	\$-	\$-	Not up for election
	UT	Senate	Mitt Romney	R	Y	100%	\$1,000	\$-	Did not seek reelection
	VA	01	Rob Wittman	R	Y	100%	\$3,000	\$-	Won
	VA	02	Jennifer Kiggans	R	Y	100%	\$5,000	\$5,000	Won
	VA	03	Bobby Scott	D	Y	20%	\$-	\$-	Won

*Assumed office after winning a special election

*Includes \$5,000 for primary run-off election

*Footnote: Primary funds designated for convention

★	VA	04	Jennifer McClellan	D	Y	44%	\$-	\$-	Won
	VA	05	Bob Good	R	Y	60%	\$-	\$-	Lost primary
	VA	06	Ben Cline	R	Y	70%	\$-	\$-	Won
	VA	07	Abigail Spanberger	D	Y	40%	\$-	\$-	Did not seek reelection
	VA	08	Don Beyer	D	Y	40%	\$-	\$-	Won
	VA	09	Morgan Griffith	R	Y	80%	\$-	\$-	Won
	VA	10	Jennifer Wexton	D	Y	38%	\$-	\$-	Did not seek reelection
	VA	11	Gerald Connolly	D	Y	30%	\$-	\$-	Won
	VA	Senate	Mark Warner	D	Y	25%	\$-	\$-	Not up for election
	VA	Senate	Tim Kaine	D	Y	25%	\$-	\$-	Won
	VT	At-Large	Becca Balint	D	Y	40%	\$-	\$-	Won
	VT	Senate	Bernie Sanders	I	Y	0%	\$-	\$-	Won
	VT	Senate	Peter Welch	D	Y	25%	\$-	\$-	Not up for election
	WA	01	Suzan DelBene	D	Y	40%	\$-	\$-	Won
	WA	02	Rick Larsen	D	Y	40%	\$5,000	\$5,000	Won
	WA	03	Marie Gluesenkamp Perez	D	Y	50%	\$-	\$2,500	Won
	WA	04	Dan Newhouse	R	Y	100%	\$-	\$5,000	Won
	WA	05	Cathy McMorris Rodgers	R	Y	100%	\$2,500	\$2,500	Did not seek reelection
	WA	05	Michael Baumgartner	R	N	N/A	\$-	\$5,000	Won
	WA	06	Derek Kilmer	D	Y	40%	\$-	\$-	Did not seek reelection
	WA	07	Pramila Jayapal	D	Y	30%	\$-	\$-	Won
	WA	08	Kim Schrier	D	Y	44%	\$-	\$-	Won
	WA	09	Adam Smith	D	Y	40%	\$5,000	\$-	Won
	WA	10	Marilyn Strickland	D	Y	40%	\$1,000	\$1,500	Won
	WA	Senate	Patty Murray	D	Y	25%	\$-	\$-	Not up for election
	WA	Senate	Maria Cantwell	D	Y	25%	\$-	\$-	Won
	WI	01	Bryan Steil	R	Y	100%	\$-	\$2,500	Won
	WI	02	Mark Pocan	D	Y	20%	\$-	\$-	Won
	WI	03	Derrick Van Orden	R	Y	100%	\$-	\$-	Won
	WI	04	Gwen Moore	D	Y	11%	\$-	\$-	Won
	WI	05	Scott Fitzgerald	R	Y	100%	\$-	\$1,000	Won
	WI	06	Glenn Grothman	R	Y	100%	\$-	\$1,000	Won
	WI	07	Tom Tiffany	R	Y	56%	\$-	\$-	Won
	WI	08	Mike Gallagher	R	Y	100%	\$1,000	\$-	Resigned
★	WI	08	Tony Wied	R	N	N/A	\$-	\$2,500	Won
	WI	Senate	Ron Johnson	R	Y	75%	\$-	\$-	Not up for election
	WI	Senate	Tammy Baldwin	D	Y	25%	\$-	\$-	Won
	WV	01	Carol Miller	R	Y	100%	\$-	\$5,000	Won
	WV	02	Alex Mooney	R	Y	80%	\$-	\$-	Did not seek reelection
	WV	02	Riley Moore	R	N	N/A	\$5,000	\$-	Won
	WV	Senate	Joe Manchin	D	Y	100%	\$-	\$-	Did not seek reelection
	WV	Senate	Jim Justice	R	N	N/A	\$5,000	\$5,000	Won
	WV	Senate	Shelley Capito	R	Y	100%	\$-	\$-	Not up for election
	WY	At-Large	Harriet Hageman	R	Y	70%	\$-	\$-	Won
	WY	Senate	John Barrasso	R	Y	75%	\$4,000	\$2,500	Won
	WY	Senate	Cynthia Lummis	R	Y	75%	\$-	\$-	Not up for election

*Assumed office after winning a special election

DISBURSEMENTS TO PACS AND COMMITTEES



Name	Affiliated Legislator	2023	2024
Alamo PAC	Sen. John Cornyn	\$2,500	\$5,000
American Revival PAC	Rep. Mike Johnson	\$5,000	\$5,000
Badlands PAC	Sen. Kevin Cramer	\$2,500	\$-
Big Sky Opportunity PAC	Sen. Steve Daines	\$5,000	\$5,000
Blue Dog PAC	Not applicable	\$5,000	\$5,000
Bluegrass Committee	Sen. Mitch McConnell	\$5,000	\$5,000
Boots PAC	Sen. Markwayne Mullin	\$-	\$2,500
Coach PAC	Sen. Tommy Tuberville	\$-	\$1,000
Continuing America's Strength and Security PAC	Sen. Bill Cassidy	\$2,500	\$2,500
Dakota PAC	Sen. John Hoeven	\$-	\$2,500
Dirigo PAC	Sen. Susan Collins	\$5,000	\$5,000
Getting Stuff Done PAC	Sen. Kyrsten Sinema	\$2,500	\$-
Heartland Values PAC	Sen. John Tune	\$5,000	\$2,500
Hispanic Leadership Trust	Not applicable	\$5,000	\$5,000
Jobs Opportunity & New Ideas PAC	Sen. Joni Ernst	\$-	\$2,500
Johnson Leadership Fund	Rep. Mike Johnson	\$-	\$15,000
LANK PAC	Sen. James Lankford	\$-	\$5,000
National Republican Congressional Committee	Not applicable	\$15,000	\$15,000
National Republican Senatorial Committee	Not applicable	\$30,000	\$15,000
Nebraska Sandhills PAC	Sen. Deb Fischer	\$2,500	\$5,000
New Democrat Coalition Action Fund	Not applicable	\$-	\$5,000
Oorah! PAC	Sen. Todd Young	\$2,500	\$2,500
PAC for America	Sen. Jim Risch	\$-	\$1,000
Reinventing A New Direction PAC	Sen. Rand Paul	\$-	\$2,500
Republican Mainstreet Partnership	Not applicable	\$5,000	\$5,000
The Peter Norbeck Leadership PAC	Sen. Mike Rounds	\$-	\$2,500
Together Holding Our Majority PAC	Sen. Thom Tillis	\$-	\$2,500
Tomorrow is Meaningful PAC	Sen. Tim Scott	\$-	\$5,000
Tuesday Group PAC	Not applicable	\$5,000	\$5,000
Wild and Wonderful PAC	Sen. Shelley Moore Capito	\$5,000	\$5,000
Working for Ohio PAC	Sen. JD Vance	\$-	\$5,000

Independent Expenditures

State	District	Name	Amount
GA	03	Mike Dugan	\$25,000



2300 Wilson Blvd., Suite 300
Arlington, VA 22201
703.548.3118

AGC.ORG/PAC